

# Your Garage Door... our passion!



2013

Garage Door Range

[www.novoferm.co.uk](http://www.novoferm.co.uk)



a member of the Sanwa Shutter family



# welcome

## to our 2013 garage door range

The Novoferm 2013 Garage Door Range – a collection of residential Up & Over, Sectional and Insulated Roller Garage Doors in steel, GRP and timber, incorporating the very latest innovations in design, technology and security. The garage door range is complemented with a choice of remote control systems including the patented NovoPort® automatic door system designed in accordance with the latest European safety regulations.

**Novoferm is a member of the Sanwa Shutter family. One of the world’s largest manufacturers of automated garage door systems. Founded over fifty years ago, now with annual sales in over 60 countries totalling more than £2 billion and with over 10,000 employees, Sanwa Shutter has become the world’s number one company for metal door systems.**

We are passionate about providing our customers with doors that guarantee safety, security and convenience.

## contents

insulated sectional garage doors .....	3-13
insulated roller doors .....	14-15
up and over garage doors .....	16-21
automation and accessories .....	22-25
terms and conditions and warranties .....	26-28

# Insulated sectional doors

## keeping the weather outside... in style



### sound and heat insulation

Insulated door leaf made from double-skinned, hot galvanized steel sections with CFC-Free PUR rigid foam core, which provides top sound-proofing and excellent heat insulation, keeping the cold out and the warm in.

Comprised of individual sections connected together by hinges. The door opens vertically into the garage and with no 'kick out' as it moves, providing you with up to three feet of increased drive length against Up & Over Garage Doors.

Sectional doors are also very attractive in design - high quality materials, incorporating the latest innovations in manufacturing technology together with a wide choice of options give your garage an individual look. Add the built-in insulation, which provides both a thermal and acoustic barrier, helping to control your energy bills, reduce noise and possibly your carbon footprint.



Vertical operation means you can park right up to the door. Automatic safety features will stop and reverse the door operation, when it senses an obstruction. Remote operation from the comfort of your car! Frame and door weather seals help keep the rain and wind out.


# insulated sectional steel doors

## ribbed door styles


Chosed from a range of three standard designs available in both iso 20 and iso 45 options.



Horizontal Rib iso20/45



Large Rib iso20/45



Flush iso20/45



Horizontal Rib Golden Oak iso 45



Large Rib Moss Green iso20/45



Flush Steel Blue iso20/45


## door finishes

Insulated sectional doors come in two standard white finish options.



**Textured Woodgrain**

Also available in your choice of RAL colour. Not available on Flush iso45




**Smooth**

Also available in your choice of RAL colour

## colours

Woodgrain and smooth doors are also available in a range of nine 'Super Colours' or your choice of RAL colour.



Steel Blue RAL 5011



Moss Green RAL 6005



Ochre Brown RAL 8001



Window Grey RAL 7040



Nut Brown RAL 8011



Fir Green RAL 6009



Anthracite Grey RAL 7016



Sepia Brown RAL 8014



Light Grey RAL 7035



## glazing

Here are a couple of window designs suited to 'flush' style doors, for a full range of sectional door glazing options see page 7.



To get lots of natural light, you can turn practically one whole garage door section into a window with a horizontal light strip.



Create an individual eye-catching element with vertically arranged portholes, each in a high-quality stainless steel frame.

## smoothfoil door finishes

Three smoothfoil finishes are available on the iso 45 range of sectional doors. Rosewood and Dark Oak available in Large Rib only.

Two 'special' finishes are available on the Large Rib and Flush iso 45 range of sectional doors.



### Rosewood

Weather-resistant foil coating with a rich rosewood appearance.



### Golden Oak

Weather-resistant foil coating with an authentic golden oak appearance.



### Dark Oak

Weather-resistant foil coating with an authentic dark oak appearance.



### Satin Grey

Exclusive to iso 45 range – a shimmering slate grey (similar to RAL 7043).



### Titan

This titanium metallic iso 45 option provides the latest in door design and technology.

# insulated sectional steel doors

## georgian panelled door styles

Georgian panelled sectional doors are available with or without glazing in both iso 20 and iso 45 options.



**Panelled iso20/45**



**Panelled Glazed iso20/45**



**Panelled Glazed Smoothfoil iso 45**

## door finishes

Insulated sectional doors come as standard in a white woodgrain finish.



**Textured Woodgrain**

Also available in your choice of RAL colour

Two smoothfoil finishes are available on the iso 45 range of sectional doors.



**Rosewood**

Weather-resistant foil coating with a rich rosewood appearance.




**Golden Oak**

Weather-resistant foil coating with an authentic golden oak appearance.

## colours

A range of 'Super Colours' can be applied to the exterior surface of smooth and woodgrain doors.

Alternatively you can have your choice of RAL colour.



Steel Blue RAL 5011



Moss Green RAL 6005




Ochre Brown RAL 8001



Nut Brown RAL 8011



Window Grey RAL 7040



Fir Green RAL 6009



Anthracite Grey RAL 7016



Sepia Brown RAL 8014



Light Grey RAL 7035






## glazing options

Our attractive glazing options not only make a feature of your garage, but also let the light in as well, especially appealing if you use your garage as a storage room or workshop. All Novoferm glazing panels are manufactured out of weather-resistant acrylic glass or impact-resistant polycarbonate and stand out due to their high transparency. Furthermore, being double glazed panes, they have excellent heat insulating properties - just like our insulated sectional garage doors.



plain clear/frosted



square clear/frosted



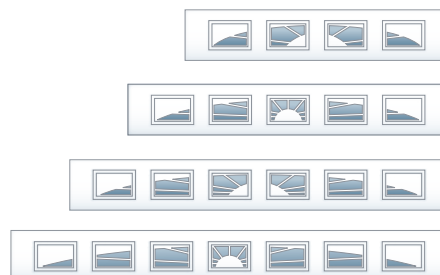
diamond clear/frosted



square leaded clear/frosted



diamond leaded clear/frosted



The 'sunrise' pattern can be modified to suit different width garages up to 5.5metres wide.

# insulated side sectional doors

Opening laterally, side sectional doors open it just as much as you need. Available in four attractive garage door styles in almost every RAL colour imaginable and individual glazing options (see page 7). The garage doors adapt to suit every garage construction. Novoferm side sectional garage doors are available for garage door openings of up to 6m in width. Automating your side sectional door with the Novomatic electrical operator (see page 28-31) provides even more convenience and it can just as easily be mounted on the side garage wall.



**Vertical Rib iso 45**

The narrow horizontal rib is instantly recognisable as a well loved style



**Vertical Large Rib iso 45**

Stylish and modern, the large rib design is ideally suited to the multitude of finishing options



**Vertical Flush iso 45**

The contemporary 'flush' wide rib design is ideally suited to modern building projects



**Vertical Panelled iso 45**

With an elegant and traditional look this style is suited to many property styles



# sectional timber doors

A range of solid timber sectional doors that will give you the natural look whilst retaining all the functionality and security of a Novoferm sectional garage door.



**London iso 45**  
Traditional horizontal ribbed design



**Madrid iso 45**  
Traditional panelled design.



**Thame iso 45**  
Variation on the vertical rib design.



**Henley iso 45**  
Variation on the vertical rib design.

All solid wood garage doors are made of three layers of Nordic pine or five layers of African okoume glued together to form waterproof multi-layer boards. Doors MUST be treated before installation in order to protect against long-term weather conditions.



**Nordic Pine**



**African Okoume**



# insulated sectional matching side doors



**Horizontal Rib**  
iso 20/45



**Large Rib**  
iso 20/45



**Flush**  
iso 20/45



**Panelled**  
iso 20/45



**Smoothfoil**  
iso 45



**Satin Grey**  
iso 45



- 1** Frame - iso 20
- 2** Frame - iso 45
- 3** Aluminium frame - iso 45
- 4** Door hinge - iso 45.

**In and out in no time: through a matching side door**

There's no need to raise and lower the whole garage door just to get to your bike, tools or lawnmower, we have matching side doors with all sectional garage doors – for going in and out in no time.

All side doors are manufactured out of double-skinned, galvanised sheet steel with CFC-free PUR rigid foam core or solid wood and supplied as standard with a handle set and security lock.

Three-sided continuous seals and specially formed lip seals at the sill ensure the highest degree of weatherseal and heat insulation.

**The ideal frame for every door**

For the side door type iso 20 with 20mm filling, the door leaf frame and corner door frame are made of robust steel. For the side door type iso 45 with 45mm filling, the door leaf frame and block door frame are made of high-quality aluminium.

**Precise processing – smooth running**

All door leaf frames are mitre-cut precisely to the degree and guarantee maximum weather resistance, while robust hinges provide long-term, dimensionally accurate opening and closing. The hinges are also three-way adjustable in door type iso 45 and therefore allow for even more precise adjustments during assembly.


# wicket doors



Vertical Rib iso 45



Vertical Large Rib iso 45



Vertical Flush iso 45




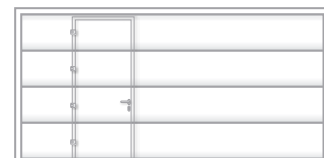
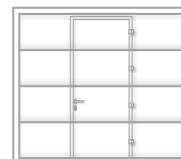
Vertical Rib iso 45



Vertical Large Rib iso 45



Vertical Flush iso 45



### Perfectly integrated: the wicket door

If your garage is too narrow for a side door, but you don't want to have to do without that practical convenience of a side door, then we recommend an integrated wicket door. Wicket doors are available for all iso 45 sectional garage doors up to a width of 5m. They offer a practical passage width of 80cm and provide perfect heat insulation due to the double-skinned insulation used.

And to make sure everything looks great, the frames and hinges are white (RAL 9016) on standard white garage doors and available in various anodized colours for painted garage doors.

Glazing options for all garage door patterns: standard window, cross window, rhombus window, window cut-out or light strip.

Wicket doors are arranged centrally or asymmetrically depending on the garage door width. Symmetrical arrangement for garage door widths up to 3500mm. Asymmetrical arrangement for garage door widths above 3500mm – either left or right

# quality that sets the standards



## Double-skinned insulation 1

Our steel sections are exclusively manufactured in a double-skinned sandwich construction and filled with an elastic PUR rigid foam core. This ensures higher surface stability, quieter door running and improved sound-proofing and heat insulation in comparison to single-skinned garage doors. The flexible lip seals between the sections fit softly even at low temperatures and prevent any heat losses and dust from penetrating.

## Lip seals on the frame 2

Extra wide lip sealings on the side frame provide even better heat insulation and dirt resistance.

## Frost-proof floor seal 3

A rubber profile on the bottom edge of the garage door guarantees optimum protection from water and dirt, evens out slight floor unevenness and prevents damage and injuries. The floor seal is made of high-quality EPDM (ethylene propylene diene monomer), which is known for its high elasticity, weather resistance and long life-span.

## Stainless-steel frame base 4

Novoferm sectional garage doors have a high weather resistant stainless steel frame base. Thus enabling water and impeded drainage to be able to drain off freely and also ensure that no rust can start to form on the frame over the long-term. The frame base remains brittle resistant also at low temperatures and forms a clean visual seal.

## ...exclusive to Novoferm

Anything that is outside in all winds and weather and has to work perfectly day after day needs an especially robust design. That's why all Novoferm steel sectional garage doors are double-skinned and insulated. The degree of insulation is described by the door types. Simply choose between the alternatives, premium sectional door type iso 20 or the deluxe door type iso 45, with the highest insulation thickness and a wide range of optional extras.

All iso 20 and iso 45 door sections are manufactured from hot galvanized thin steel sheet and provided with a polyester-based pre-finished coat or, in the case of Golden Oak, Rosewood and Titan, a durable foil finished coating. Angular frames, guide rails as well as all fitting parts on the garage door are also galvanized so that no rust can start to form. You will have many years of pleasure and satisfaction with your garage door - 10 years of which are guaranteed!

## features and benefits



### Triple safety extension spring assemblies 1

The garage doors type iso 20 are fitted with robust triple safety extension spring assemblies and double steel cables. The garage door cannot fall even in case of a fracture to one of the springs.

### Operator with automatic cut-out system 2

(for doors fitted with NovoPort® or Novomatic)

The automatic cut-out device stops and opens the garage door as soon as it comes up against an obstacle.

The electronically monitored push-up safeguard provides maximum burglar resistance.

### Angular frame interference protector and steel ropes arranged inside 3

The angular frames make it almost impossible for there to be interference between the door leaf and the frame. Carrying cables arranged inside minimise the risk of injury and guarantee maximum operational reliability.

### Interference-protected deflection pulleys & spring channels 4

The extension springs lie protected in a spring channel over the door track in order to prevent against interference from the side. The steel cables run on interference-protected upper deflection pulleys with U-shaped caster holders.

### Anti-pinch inside and out 5

The special design of the sections and hinges prevents pinching on the door leaf from the outset.

### Torsion springs for iso 45

Robust, maintenance-free torsion springs with tested spring break safety feature in accordance with EN 12604, mean the garage door can be secured from falling even in case of a spring fracture and can be easily moved upwards.

The torsion springs can be mounted at the front or rear of the guide rails depending on the space available.

# insulated roller doors

Automated, insulated roller doors from Novoferm - an ideal solution for those who want to improve the appearance and gain space in their garage.

## Safety

Certified to the high safety requirements and performance characteristics of European Standard EN 13241-1, all Novoferm Insulated Roller Garage Doors are fitted with a full NovoShield cover to prevent accidental finger entrapment and to cover the door curtain. In the event of an obstacle impeding the door entrance the Safety Edge will stop and return the door to the open position.

## Convenience

An ideal solution for people who want to gain extra space in their garage, requiring only 300mm x 300mm of head room space. Opening vertically so you can park your car up close to the garage door and push button automation makes it so easy to open and close your garage door.

## Insulated

The insulated aluminium profiles provide a thermal and acoustic barrier, which could reduce your energy bills, reduce your carbon footprint and provide noise reduction.

## Security

Manufactured with built in autolocks. When the door is closed a spring clamp device holds the door down tight.

## All Novoferm Insulated Roller Garage Doors are:

- Constructed from 77mm double walled aluminium lathes filled with CFC free insulating foam.
- Supplied complete with remote controlled powered operation and two hand transmitters.
- Polyester powder coated aluminium guide channels.
- Supplied with our exclusive Control Box, Safety Edge system and a Safety Brake.
- Complete with NovoShield cover.
- Supplied with manual override connector and crank handle.



Insulated lathes provide both a thermal and acoustic barrier. Weather seals keep whatever is on the outside... outside!



### Manual Override

A connector and crank handle are supplied as standard, so your door can be opened, from inside, even during a power cut.

### Guide Rails

Guide rails made from aluminium profile with a white polyester powder coated finish.

### Safety Edge

Supplied as standard. At the bottom edge of your door is an emergency sensor which will stop and reverse when the door is in operation, if it senses an obstruction.

## NovoShield

Supplied and finished in white as standard colour, shields the user from accidental finger entrapment and provides an attractive finish to the door curtain.

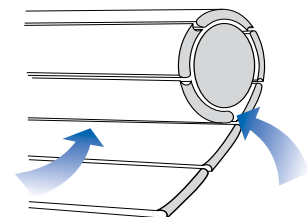
## Control System

An interior light is provided within the self contained control box.

## IMPORTANT SAFETY TIP

**Always buy a garage door that complies fully with EN12453 - Safety in use of power operated garage doors ...and avoid finger entrapment!**

Novoferm Insulated Roller Garage Doors comply with EN12453 - Safety in use of power operated garage doors, by means of the NovoShield box cover which covers the operating mechanism of the door curtain.



# strong and efficient




## colour options

### NEW range of Polyester Finish colours

Clean lines and crisp white polyester powder coated finish the range adds style, functionality and value to your home. Suitable for door opening up to 4.6metres in width.



white  
RAL9016



mocca  
RAL8019



black  
RAL 9011



burgundy  
RAL 3004




racing green  
RAL 6009




blue  
RAL 5011




golden oak



rosewood



beige  
RAL 1019



brown  
RAL 8014

### NEW Laminated Weathergrain colour range

Laminated weathergrain finish applied to the external surface of the door only, the internal surface of the door remains white.



black



anthracite grey



golden oak



dark red



wine red



rosewood



moss green



mahogany



steel blue

# Up and over steel door range

Corrosion resistant garage doors, manufactured from premium grade galvanised steel and finished in white powder coat or powder coated in one of our standard colours. Black Euro handle fitted on each door as standard.



**Berwick**




**Berkeley Thornby**



**Georgian**



**Guilsborough**



**Horsham**



**Victor**



**Naseby**



**Minster**



**Regency**





Thornby



Thornby Wicket Door

## adding colour

The painted range of Novoferm steel doors is available primed in white for finishing in your choice of colour or factory finished in deep textured paint to one of eight classic colours or choice from a full range of RAL colours..



Balmoral Green  
RAL 6005




Conker Brown  
RAL 8017



Ebony Black  
RAL 9005




Grey  
RAL 7042



Monarch Red  
RAL 3003



Oxford Blue  
RAL 5013



Midnight Blue  
RAL 5011



Anthracite  
RAL 7016

## glazing options

For a touch of extra style and added natural light, choose from clear or frosted super tough 11mm acrylic with white, brown or colour matched frames.




Clear



Stippled



Black



Diamond leaded



Square leaded



Black Diamond Leaded



# Up and over GRP door range

G.R.P is an ideal material for the construction of the garage door, being both light weight and durable, it does not rust, warp or rot and has the same strength to weight ratio as steel. Our Garage doors are hand made to order and are available in a choice of styles to compliment your property in either gloss white or realistic woodgrain effect with a wide range of wood tones and colour finishes.



Glossop



Lydbrook




Virginia



Winchester



Chertsey



Shildon



Hamilton / Hamilton Tall



Newbury



Supplied factory fitted to our open-for-infil steel frame



### GRP finish options

Every garage door is finished to a very high specification and incorporates a metal and timber framework which is fully encapsulated within the structure of the door for maximum strength and rigidity. Hand-craftsman quality panels are encased in a strong steel chassis finished in a choice of colours. RAL colours available as an optional extra.



White



Magnolia



Bleached Oak



Red Mahogany



Light Oak



Dark Oak



Honey Beech



Teak



Rosewood



Golden Brown



Ebony



Blue



Red



Green



Gloss White



Gloss Magnolia

### glazing

For a touch of extra style and added natural light on Chertsey, Glossop, Lydbrook and Shildon doors, choose from opaque black or clear/frosted super tough 11mm acrylic.



Clear



Stippled



Black



Diamond leaded



Square leaded



Black Diamond Leaded

# Up and over timber door range

Stunning garage doors made in Britain from durable, solid Cedar wood tongue and groove boards and mouldings to highlight the natural beauty and quality of timber, these doors have the quality and status to enhance the front of any home.



Vertical



Horizontal



Thame



Henley



Tudor



Windsor



Gatley



Berkeley Vertical




Victor



Horsham



Supplied factory fitted to our open-for-infil steel frame, will not rot or warp,



## choose from a range of options to individualise your garage door

### Up & Over timber fully finished options

Novoferm fully finished option, is a factory finish process, the Sikkens product used is available in nine attractive colours as illustrated. For south facing situations exposed to strong sunlight the dark colours are not recommended, as they can store excessive heat and dry out.



Light Oak



Medium Oak



Teak



Golden Oak



Mahogany



Dark Oak



Rosewood



Walnut



Ebony

### glazing

For a touch of extra style and added natural light, choose from clear or frosted super tough 11mm acrylic.



Clear



Stippled



Black



Diamond leaded



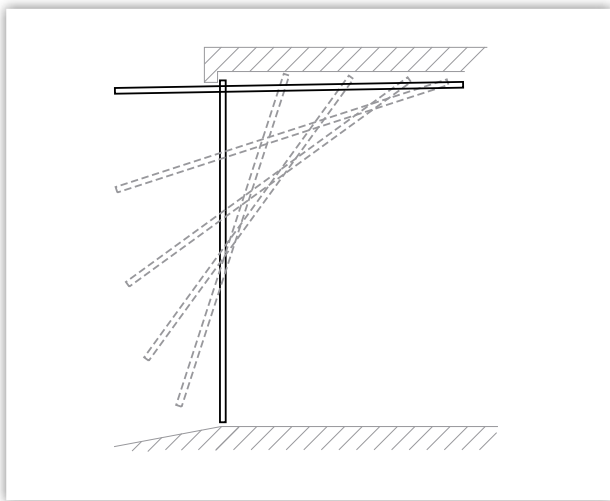
Square leaded



Black Diamond Leaded

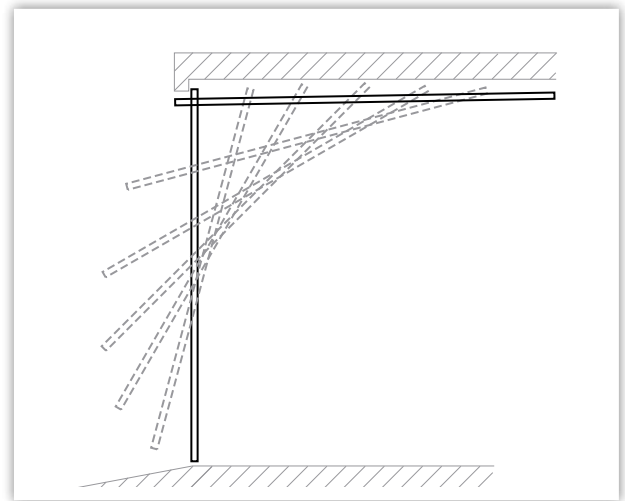
## choosing the right gear type and handle

Novoferm offer ranges of Up and Over doors operating in different ways. Depending on your preference and the physical characteristics of your garage, some types of operation may be more suitable for you than others. The information here will give you an insight into the choice of operating mechanisms and their features.



### Canopy Gear

The canopy gear allows the door to travel in vertical tracks and is counterbalanced by an overhead torsion spring. In the open position, the door projects from the opening approximately one third of the door height, forming a canopy. Available in 54mm and 70mm frames.



### Retractable Gear

The retractable gear allows the door to be retracted fully, inside the garage when open, by means of horizontal overhead tracks supported by wall or ceiling mounted suspension brackets. Available in 54mm and 70mm frames.

## a stylish complimentary handle

The functional and clean lines of the 'D' handle makes it the handle of choice for Novoferm Up & Over garage doors, the choice of colour and finish is yours (available as an optional extra) to create the perfect match for your garage door. If you prefer a round handle it is available as a 'no extra cost' alternative when stipulated at the time of ordering.

Alternatively, if you are purchasing an insulated sectional door, our traditional anodized aluminium 'T' handles are available in a range of finishes or plastic coated in the RAL colour of your choice to perfectly match your door.



# garage door automation

making life that little bit easier



Novoferm Remote Control Systems offer reliability, low maintenance and, thanks to built-in DC motors, extremely quiet operation. Whether your door is a Steel Up & Over or an insulated Sectional Garage Door, automatic force monitoring ensures a high level of safety and security.



Manual keypad entry systems, a great solution for multiple users.



Remote transmitters can be unobtrusively positioned in your vehicle.



Weather protected LED exterior lighting for installation under the garage lintel.

# sectional novoport operator

## exclusive convenience

If you are renovating your garage, you don't just want it to look better, but to also make it more convenient to use. With the integrated NovoPort® system you'll never have to get out in the rain again, to open your garage door by hand.

The NovoPort® garage door and operator are perfectly matched and certified by independent institutes in accordance with the latest safety guidelines. Giving you the comfort of maximum security and top quality, with a 5 year guarantee on mechanics and motor included!



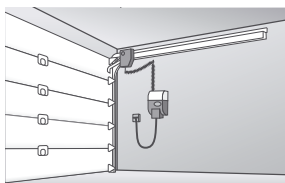
The wear resistant, maintenance-free toothed belt lies well-protected in the garage door track (inset), guaranteeing maximum operational reliability, long service life and quiet smooth-running.

### NovoPort® features at a glance

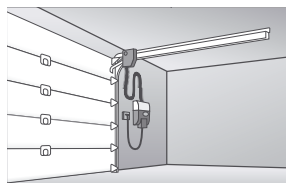
- Quick and easy operation via hand transmitter or push button, key button or coded key pad, mounted to the garage wall.
- Soft start and stop function.
- Completely safe against scanning due to automatic signal decoding.
- Simple programming via menu-guided control with led display. Integrated fault diagnosis system facilitates potential service work.
- Connectable to garage outside lighting up to max. 500 Watt.
- Power saving. Only requires 4 Watts whilst on standby.

### Unique technology with flexible side mounting for Novoferm Sectional garage doors

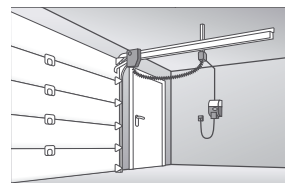
The NovoPort® operator system not only offers maximum convenience during operation, but also during installation. After all, it is not fixed to the ceiling like conventional operators, but simply integrated into the side garage door track – either on the left or the right depending on the structural conditions. Therefore no ceiling assembly is required and any installation problems are ruled out from the outset. All structural components are pre-assembled in the factory and dimensionally accurate – simply insert them together and voilà!



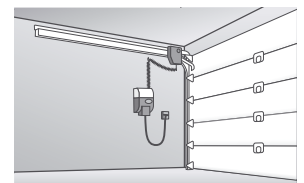
The operator can be mounted in the right garage track, the control on the right garage wall...



... or directly next to the garage door in the area of the side rebate.



An optional cable extension can be used in case of a fitted side rebate, e.g., through a side door.



All the installation variants shown in illustrations 1–3 also apply for the left garage door side.



## novomatic operators



When you choose a Novomatic ceiling mounted operator you choose premium quality based on state-of-the-art technology, perfectly matched to all Novoferm garage doors.

### Practical – which ever way you turn it

The flat operator head of the Novomatic can be turned by 90° or 180° if required.



### Programming made easy

Novomatic can be conveniently and easily programmed with three buttons and a concise 7 segment display. Clear error coding allows for a quick and safe fault analysis if required.

### It runs and runs and runs

The wear resistant, maintenance free, top-quality toothed belt in a hot galvanised steel profile ensures quiet and smooth running and long-term, reliable garage door operation.



### Novomatic features at a glance:

- Simple operation with soft start and soft stop function
- Integrated shutdown stopping device and electronically monitored push-up safeguard
- Adjustable opening time from 10 to 240 seconds
- Programmable inside lighting and connectable outside lighting
- Power economiser
- Manual quick unlocking device in case of power cut etc.



# garage door automation - accessories

Introducing the Novomatic 553NRG (700N) belt drive operators with built in energy saving functions, to compliment your Novoferm Up & Over and Sectional garage door. This convenient quick-running operator is for single and double garage doors up to 5,500mm (18') wide. Maximum opening speed: 22cm/s (8.7inch/s).

## making life just that little bit easier

Improving the safety and functionality of your automated garage door couldn't be easier. With a wide range of optional accessories - you can add everything from solar power to traffic lights! The full range of our accessories is listed on our website.



### hand transmitters

2 channel or 4 channel a range of hand transmitters to suit you, we even have one that clips on to your sun visor!



### remote code keypads

Stylish and modern, the wireless numbered keypad allows access on the correct input of a pre-programmed 4-digit PIN number - the numbers even glow in the dark.



### LED lighting kit

Weather protected exterior lighting for installation under the garage lintel. Can be switched on/off independently of garage door drive function.



### emergency unlocking kits

When all else fails -allows manual access to the garage in the event of power failure



### solar panels

When combined with our battery back up packs these solar panles can provide continuous automation for garages without mains electricity.



### key switches

An alternative to the numbered keypad, if you don't like the idea of having another PIN number to remember! Flush (pictured) or surface mounted options available.

# www.novoferm.co.uk



SANWA HOLDINGS CORPORATION



## warranty

All doors are guaranteed against faulty parts and workmanship for a period of 10 years. The finish of the door panel is guaranteed as below:-

Sectional Steel panel	10 years
553 operators/NovoPort	5 years
Accessories for remote controls	1 year

Please refer to our warranty information sheet for full details and terms.

Due to the progressive outlook of the Novoferm Group we reserve the right to alter specifications to design and manufacture without notification. All specifications and details are correct at the time of publication, errors and omissions excepted.

**Visual Appearance of Garage Doors** - A new garage door can be a significant investment that will transform the appearance of your home. This information is a guide to the quality you can expect.

**The Quality Check** - This quality check should be carried out in natural daylight, not direct sunlight. Stand at a distance of three metres from the door to view the overall appearance. The door is acceptable if, taking into account the facts below, none of the following are readily visible on the face of the door.

**Marks or distortion associated with the manufacturing process**  
**Minor indentations, marks or scuffs on the surface**  
**Paint or stain blemishes**



### **Novoferm Insulated Roller Garage Door Systems:**

The purchaser is granted a warranty covering the safe and reliable operation of the garage door for a period of 10 years from the date of purchase. This warranty is conditional on the regular inspection and maintenance of the product, in accordance with the installation manual supplied with the door. During the guarantee period the manufacturer undertakes to repair, without charge, any product which has suffered a proven failure of its safe and reliable operation, provided that the door has been inspected regularly (at least once a year) and maintained correctly, including replacement of wear items when required.

Novoferm Insulated Roller Garage Door systems are guaranteed against any form of manufacturing defects for a period of 2 years from the date of purchase. The finish of white powder coated doors is guaranteed for a period of 2 years.

In the case of textured woodgrain finished doors, the exterior finish is guaranteed to provide an effective weatherproof membrane which will resist perforation of the door from the weather-side due to corrosion for 10 years. Furthermore, colour change or fade to the exterior surface will be limited and uniform for the full 10 year period.

Some marking may occur at the top of the internal side of the door curtain, this is unavoidable and is due to prolonged contact with auto-lock system.

### **Novoferm Garage Door Automation:**

For garage door operators: Novoport® and Novomatic, we grant the following warranty, in case of supplying us with the original invoice:

5 years for mechanical parts of the operator motor and the control unit; 2 years for remote control parts and accessory parts. For Vivoport® operators we grant a 2 year warranty for mechanical parts of the operator, the motor and the control unit.

A 2 year warranty is also granted for remote control parts and accessory parts. No warranty claims will be accepted for wear and tear parts and consumption parts (e.g. light bulbs, batteries, fuses).

Novoferm Insulated Roller Garage Door electric operators are guaranteed against any form of manufacturing defect for a period of 5 years for mechanical elements, motors and transformers. The motor control unit is guaranteed for

3 years. Remote control accessories and parts are guaranteed for a period of 2 years. No warranty claims will be accepted for wear and tear parts and consumable parts (e.g. light bulbs and batteries).

### **Your Novoferm Stockist**



**Novoferm® Europe Limited**

**North Luton Industrial Estate, Unit 5-9, Sedgwick Road, Luton, LU4 9DT**

**T: 01582 563 777 F: 01582 568 801 Web: [www.novoferm.co.uk](http://www.novoferm.co.uk) E: [info@novoferm.co.uk](mailto:info@novoferm.co.uk)**